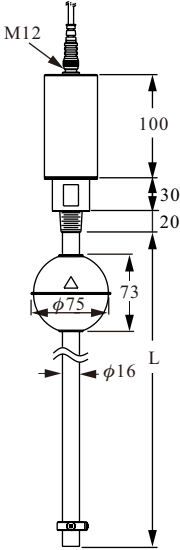
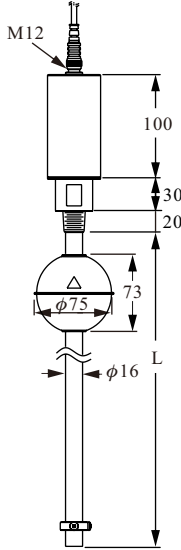


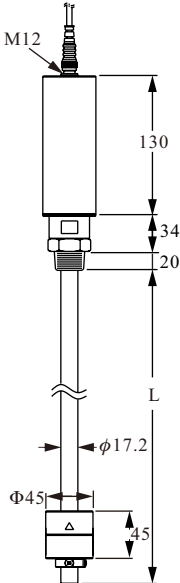
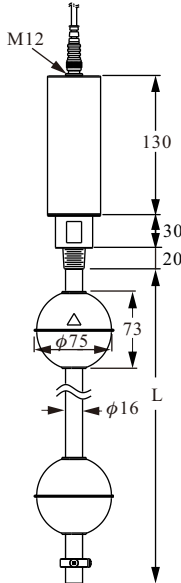
STANDARD MODEL (2 Wire)

<p>Dimensions (Unit: mm)</p>		
Model No.	EG31 (Standard Model)	EG31 (High Temperature Model)
Application	Two-wire loop power output, for Oil/Water interface, pharmaceutical and food grade level control.	Two-wire loop power output, high process environment application.
Measuring range	50~5500mm	50~5500mm
Non-Linearity	± 0.05% F.S. or ± 1.0mm (whichever is greater)	± 0.05% F.S. or ± 1.0mm (whichever is greater)
Repeatability	± 0.004% F.S.	± 0.004% F.S.
Temp. coefficient	± 100 ppm/°C	± 150 ppm/°C
Operation pressure	30 BAR(Max.)	30 BAR(Max.)
Ambient temp.	-40°C ~ 85°C	-40°C ~ 85°C
Operation temp.	-40°C ~ 125°C	-40°C ~ 200°C
Temp. accuracy	± 1°C	± 1°C
Output	4~20mA / 2 Wire	4~20mA / 2 Wire
Maximum load (Ω)	$(VS-18) \div 0.02$ VS=Supply voltage	$(VS-18) \div 0.02$ VS=Supply voltage
Digital output	RS485 / HART 7.3(option)	RS485 / HART 7.3(option)
Power supply	18~30V	18~30V
Housing material	SUS304 (SUS316 option)	SUS304 (SUS316 option)
Connection	1/2"PT	1/2"PT
Wetted material	SUS304	SUS304
Enclosure	IP67 (enclosure)/IP69K(probe)	IP67 (enclosure)/IP69K(probe)

HIGH ACCURACY MODEL (2 Wire/4 Wire)

<p>Dimensions (Unit: mm)</p>		
Model No.	EG32 (High Accuracy Model)	EG34 (High Accuracy Model)
Application	Two-wire loop power output, comply with high accuracy & HART demands.	Four wire output,high speed active in low voltage 5V.
Measuring range	50~5500mm	50~5500mm
Non-Linearity	50~500mm@± 100mm 501~2500mm@± 0.02%F.S. 2501~5500mm@± 0.04%F.S.	50~500mm@± 100mm 501~2500mm@± 0.02%F.S. 2501~5500mm@± 0.04%F.S.
Repeatability	± 0.002% F.S.	± 0.002% F.S.
Temp. coefficient	± 100 ppm/°C	± 100 ppm/°C
Operation pressure	30 BAR(Max.)	30 BAR(Max.)
Ambient temp.	-40°C ~ 85°C	-40°C ~ 85°C
Operation temp.	-40°C ~ 125°C	-40°C ~ 125°C
Temp. accuracy	± 1°C	± 1°C
Output	4~20mA / 2 Wire	0~10V,10~0V,± 10V,0~5V,5~0V,± 5V 4~20mA,20~4mA,0~20mA,20~0mA
Maximum load (Ω)	$(VS-18) \div 0.02$ VS=Supply voltage	$(VS-5) \div 0.02$ VS=Supply voltage
Digital output	RS485,HART 7.3 (option)	RS485
Power supply	18~30V	5~30V
Housing material	SUS304 (SUS316 option)	SUS304 (SUS316 option)
Connection	1/2"PT	1/2"PT
Wetted material	SUS304	SUS304
Enclosure	IP67 (enclosure)/IP69K(probe)	IP67 (enclosure)/IP69K(probe)

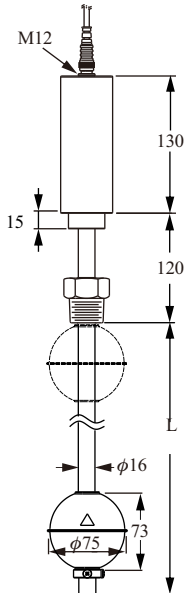
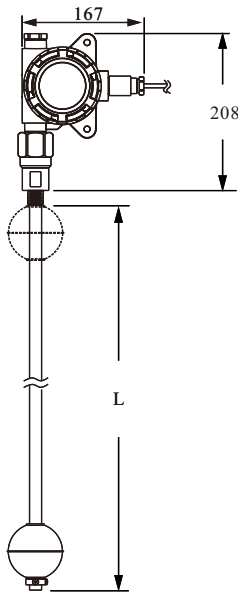
EXPLOSION PROOF MODEL (2 Wire)

<p>Dimensions (Unit: mm)</p>	 <p>NEPSI PROOF No.GYB15.1889X Ex ia IIB T3~T6 PTB PROOF NO.13 ATEX 2016X II 1G Ex ia IIB T3~T6</p>	 <p>NEPSI PROOF No.GYB15.1889X Ex ia IIB T3~T6 PTB PROOF NO.13 ATEX 2016X II 1G Ex ia IIB T3~T6</p>
<p>Model No.</p>	<p>EG374 (Anti-Corrosion Model)</p>	<p>EG371 (Single/dual Float Model)</p>
<p>Application</p>	<p>Two-wire loop power output, for acid/alkali corrosion liquids.</p>	<p>Two-wire loop power output, for single/dual level and interface measurement.</p>
<p>Measuring range</p>	<p>50~2000mm</p>	<p>50~5500mm</p>
<p>Non-Linearity</p>	<p>±0.05% F.S. or ±1.0mm (whichever is greater)</p>	<p>±0.05% F.S. or ±1.0mm (whichever is greater)</p>
<p>Repeatability</p>	<p>±0.004% F.S.</p>	<p>±0.004% F.S.</p>
<p>Temp. coefficient</p>	<p>±100 ppm/°C</p>	<p>±100 ppm/°C</p>
<p>Operation pressure</p>	<p>5 BAR(Max.)</p>	<p>30 BAR(Max.)</p>
<p>Ambient temp.</p>	<p>-40°C ~ 85°C</p>	<p>-40°C ~ 85°C</p>
<p>Operation temp.</p>	<p>-20°C ~ 80°C</p>	<p>-40°C ~ 125°C</p>
<p>Temp. accuracy</p>	<p>±1°C</p>	<p>±1°C</p>
<p>Output</p>	<p>4~20mA/ 2 Wire</p>	<p>4~20mA/ 2 Wire</p>
<p>Max load (Ω)</p>	<p>$(VS-18) \div 0.02$ VS=Supply voltage</p>	<p>$(VS-18) \div 0.02$ VS=Supply voltage</p>
<p>Digital output</p>	<p>RS485 / HART 7.3(option)</p>	<p>RS485 / HART 7.3(option)</p>
<p>Power supply</p>	<p>12~30V(4-wire), 18~30V(2-wire), 18~28V(Exp Lotion proof)</p>	<p>12~30V(4-wire), 16~30V(2-wire), 16~28V(Exp Lotion proof)</p>
<p>Housing material</p>	<p>SUS304 (SUS316 option)</p>	<p>SUS304 (SUS316 option)</p>
<p>Connection</p>	<p>3/4"PT</p>	<p>1/2"PT</p>
<p>Wetted material</p>	<p>PP</p>	<p>SUS304</p>
<p>Enclosure</p>	<p>IP67 (enclosure) / IP69K(probe)</p>	<p>IP67 (enclosure) / IP69K(probe)</p>

※ Comply with safety barrier of Ex ia rating is essential for using in hazardous areas.(Refer to P.18)

EXPLOSION PROOF MODEL (2 Wire)



<p>Dimensions (Unit: mm)</p>	 <p>NEPSI PROOF No.GYB15.1889X Ex ia IIB T2~T6 PTB PROOF13 ATEX 2016X Ⓢ II 1G Ex ia IIB T3~T6</p>	 <p>NEPSI PROOF No.GYB14.1530X Ex ia IIB T3~T6Ga PTB PROOF16 ATEX 2002X Ⓢ II 1G Ex ia IIB T3~T6</p>
<p>Model No.</p>	<p>EG37A (Ex-proof High Temp. Model)</p>	<p>EG36 (Diaplay Model)</p>
<p>Application</p>	<p>Two-wire loop power output, explosion-proof model for hazardous environment.</p>	<p>Two-wire loop power output, explosion-proof model with diaplay for hazardous environment.</p>
<p>Measuring range</p>	<p>50~5500mm</p>	<p>50~5500mm</p>
<p>Non-Linearity</p>	<p>±0.05% F.S. or ±1.0mm (whichever is greater)</p>	<p>50mm~4000mm ±1mm 4000mm~5500mm ±0.025% F.S.</p>
<p>Repeatability</p>	<p>±0.004% F.S.</p>	<p>±0.004% F.S.</p>
<p>Temp. coefficient</p>	<p>±150 ppm/°C</p>	<p>±100 ppm/°C</p>
<p>Operation pressure</p>	<p>30 BAR(Max.)</p>	<p>30 BAR(Max.)</p>
<p>Ambient temp.</p>	<p>-40°C ~ 85°C</p>	<p>-40°C ~ 85°C</p>
<p>Operation temp.</p>	<p>-40°C ~ 195°C</p>	<p>-40°C ~ 125°C</p>
<p>Temp. accuracy</p>	<p>±1°C</p>	<p>±1°C</p>
<p>Output</p>	<p>4~20mA / 2 Wire</p>	<p>4~20mA / 2 Wire</p>
<p>Max load (Ω)</p>	<p>$(VS-18) \div 0.02$ VS=Supply voltage</p>	<p>$(VS-16) \div 0.02$ VS=Supply voltage</p>
<p>Digital output</p>	<p>RS485/HART 7.3(option)</p>	<p>RS485/HART 7.3(option)</p>
<p>Power supply</p>	<p>12~30V(4-wire), 18~30V(2-wire), 18~28V(Exp Losion proof)</p>	<p>12~30V(4-wire), 16~30V(2-wire), 16~28V(Exp Losion proof)</p>
<p>Housing material</p>	<p>SUS304 (SUS316 option)</p>	<p>Aluminum</p>
<p>Connection</p>	<p>1/2"PT</p>	<p>1/2"PT</p>
<p>Wetted material</p>	<p>SUS304</p>	<p>SUS304</p>
<p>Enclosure</p>	<p>IP67 (enclosure) / IP69K(probe)</p>	<p>IP67 (enclosure) / IP69K(probe)</p>

※ Comply with safety barrier of Ex ia rating is essential for using in hazardous areas.(Refer to P.18)

ORDER INFORMATION

EGX
④⑤⑥⑦⑧-⑨⑩⑪⑫⑬⑭⑮⑯⑰⑱⑲⑳㉑㉒㉓㉔㉕㉖㉗㉘㉙㉚㉛㉜㉝

④ Version
 1: 132mm (EG31/EG37)
 2: 97mm (EG32/EG34)
 3: Display type (EG36)

⑤ ⑥ Model
 00: Standard
 02: Hi-temperation

⑦ ⑧ Certification
 00: None
 1B: ATEX-Exia
 7B: NEPSI-Exia

⑨ ⑩ Sensor Type
 A1: Probe type
 B1: Anti-Corrosion probe type

Connection

<p>⑪ ⑫ Flange item AI : 3A AK: JIS-FF AN: ANSI-RF AS: DIN-FF Thread item AC: ANSI AA: JIS</p>	<p>⑬ ⑭ A5: 1/2" A7: 3/4" A8: 1" B1: 1-1/2" B2: 2" B4: 2-1/2" D7: DN20 D8: DN25 D9: DN32 E1: DN40 E2: DN50 E3: DN65</p>	<p>⑮ ⑯ 01: PT male 03: PF male 07: NPT male 40: 5 kg/cm² 42: 10 kg/cm² 48: 150 Lbs 49: 300 Lbs 57: PN10 58: PN16</p>
--	---	--

(Next page)



EGX ⁰⁴ ⁰⁵ ⁰⁶ ⁰⁷ ⁰⁸ - ⁰⁹ ¹⁰ ¹¹ ¹² ¹³ ¹⁴ ¹⁵ ¹⁶ ¹⁷ ¹⁸ ¹⁹ ²⁰ ²¹ ²² ²³ ²⁴ ²⁵ ²⁶ ²⁷ ²⁸ ²⁹ ³⁰ ³¹ ³² ³³

¹⁷ ¹⁸ **Probe diameter**

- 1G: ϕ 9.5mm
- 2A: ϕ 12.7mm
- 2C: ϕ 16.0mm
- 2D: ϕ 17.2mm

¹⁹ ²⁰ **Probe material**

- MA: SUS 304
- MB: SUS 316
- MC: SUS 316L
- 18: PP

²¹ ²² **Float 1**

- | | |
|-------------------------|--------------------------|
| 00: None | P3: 48*45*18.5(S.G>0.6) |
| S3: 45*55*15(S.G>0.7) | PC: 48*45*18.5(S.G>0.9) |
| SC: 45*55*15(S.G>0.9) | NC: 48*46*20(S.G>0.5) |
| S4: 52*52*15(S.G>0.75) | NE: 48*46*20(S.G>0.9) |
| SD: 52*52*15(S.G>0.9) | S5: 75*73*20(S.G>0.7) |
| NB: 48*46*15.6(S.G>0.5) | SE: 75*73*20.5(S.G>0.9) |
| ND: 48*46*15.6(S.G>0.9) | A1: 32*69*10.9(S.G>0.75) |
| F3: 45*45*20(S.G>0.65) | AA: 32*69*10.9(S.G>0.9) |
| FC: 45*45*20(S.G>0.9) | |

²³ ²⁴ **Float 2**

- | | |
|-----------------------|-----------------------|
| 00: None | |
| SC: 45*55*15(E>0.9) | ND: 48*46*15.6(E>0.9) |
| SD: 52*52*15(E>0.9) | NE: 48*46*20(E>0.9) |
| FC: 45*45*20(E>0.9) | SE: 75*73*20.5(E>0.9) |
| PC: 48*45*18.5(E>0.9) | AA: 32*69*10.9(E>0.9) |

(Next page)

EGX ⁰⁴ ⁰⁵ ⁰⁶ ⁰⁷ ⁰⁸ ⁰⁹ ¹⁰ ¹¹ ¹² ¹³ ¹⁴ ¹⁵ ¹⁶ ¹⁷ ¹⁸ ¹⁹ ²⁰ ²¹ ²² ²³ ²⁴ ²⁵ ²⁶ ²⁷ ²⁸ ²⁹ ³⁰ ³¹ ³² ³³

25 Digital output 1

- 0: None
- A: 4~20mA F: 5V-0V
- B: 20~4mA G: 0V-10V
- C: 0mA-20mA H: 10V-0V
- D: 20mA-0mA I: -5V-5V
- E: 0V-5V J: -10V-10V

26 Digital output 2

- 0: None
- B: RS-485
- C: RS485 (RS485 with temperture x 1pcs)
- D: RS485 (RS485 with temperture x 5pcs)
- E: HART
- F: HART 7.3 with temperture sensor x 1pcs)
- H: 4~20mA
- I : 20~4mA

27 Housing

- A: Top conduit
- B: Side conduit

28 Response time

- A: 16 Hz
- B: 500 Hz

29 Material and surface roughness

- 0: None
- A: Ra < 0.3
- B: Ra < 0.5
- C: Ra < 0.8

30 31 32 33 Length

Code	Probe Length
0050~5500	50~5500mm

MODEL NUMBER / ORDER CODE COMPARISON TABLE

ORDER INFORMATION

Model Number	Order Code
TX100R	TXX1017BB
TX101F	TXX1007BC

TXX 1 ⁰⁵ ⁰⁶ 7 B - ⁰⁹ A ¹¹ ¹² ¹³

⑤ ⑥ Model

- 00: Standard(W45.2×H113.6×D99)
- 01: Economic(W22.6×H113.6×D99)

⑨ Power supply

- B: 20~35 Vdc
- C: 20~250 Vdc/Vac

⑪ Output 1

- A: 4~20 mA
- B: 0~20 mA
- C: 0~5 V
- D: 0~10 V

⑫ Output 2

- 0: None
- A: RS485

⑬ Output 3

- 0: None
- C: Relay