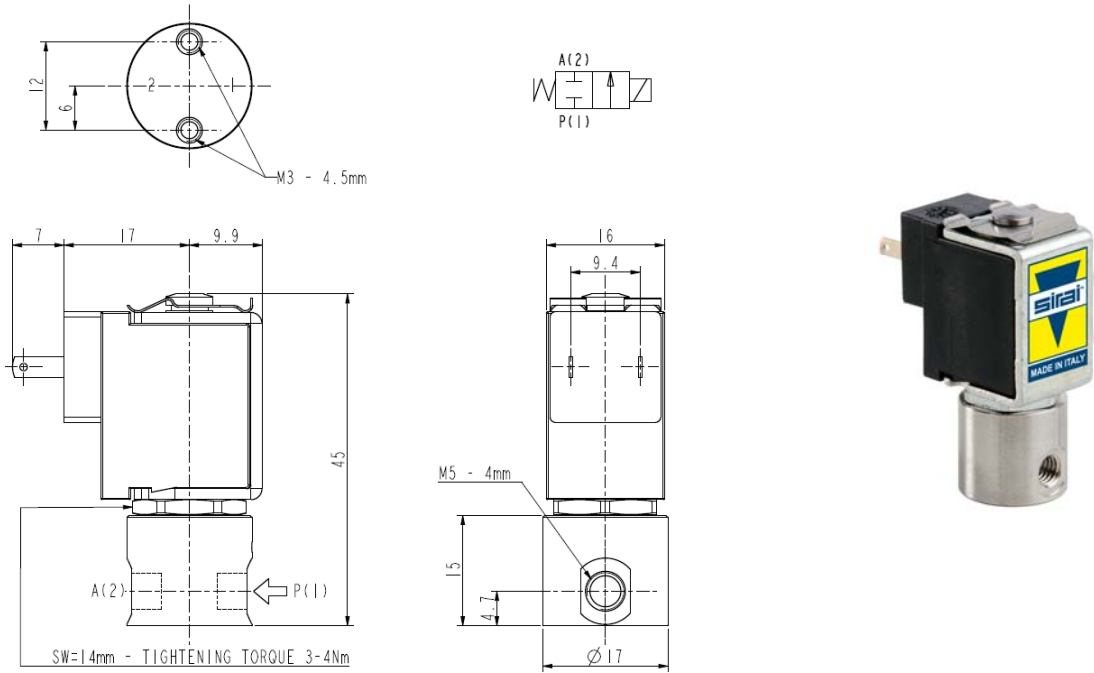




MICRO SOLENOID VALVE - DRY
2/2 - NC (Normally closed)
Direct acting - Total isolation
M5

D103



► **GENERAL FEATURES**

Total isolation micro solenoid valve: the actuator is totally isolated from the medium so that the wetted parts are just the body and the diaphragm.
 Reduced internal volumes: ~0,07 ml (0,07 cm³).
 Possibility of disassembling for inspection.
 Suitable to shut off liquid and gaseous fluids (verify the compatibility of fluid with materials in contact).

► **TECHNICAL FEATURES**

Maximum allowable pressure (PS) 7 bar
 Opening time ~10ms
 Closing time ~10m
 Fluid temperature -10°C +100°C
 Max viscosity 5°E (~37 cStokes or mm²/s)

► **MATERIALS IN CONTACT WITH FLUID**

Body Stainless steel AISI 316
 Sealing EPDM or VMQ or FPM or FFPM

► **COIL**

Continuous duty ED 100%
 Encapsulation material PA (Polyamide) fiberglass reinforced
 Insulation class F (155°C)
 Ambient temperature -10°C +60°C
 Electric connections DIN 46340
 Protection degree IP 40 (EN 60529) with female wire terminals
 2,8 x 0,5 totally insulated
 Voltages DC 12-24V (+10% -5%)
 (Other voltages on request).

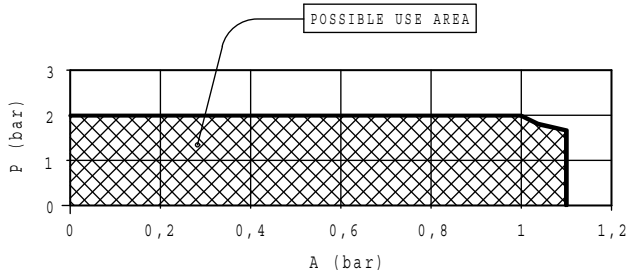
Port size ISO-UNI 4534	Orifice size (mm)	Differential pressure (bar)				Kv (m ³ /h)	Series and type		Power absorption		Sealings	Notes	Weight (kg)		
		Δp min	Δp max ▲				Valve	Coil	AC (VA)					DC (W)	
			Gases		Liquids				Inrush	Holding					
			AC	DC	AC	DC									
M5	1,6	0	-	2	-	2	0,04	D103D05	ZE30C	-	-	2,5	EPDM	0,060	
								D103S05					VMQ		
								D103V05					FPM		
								D103V06	ZE30A				1		
													D103Z06		FFPM

► **NOTES**

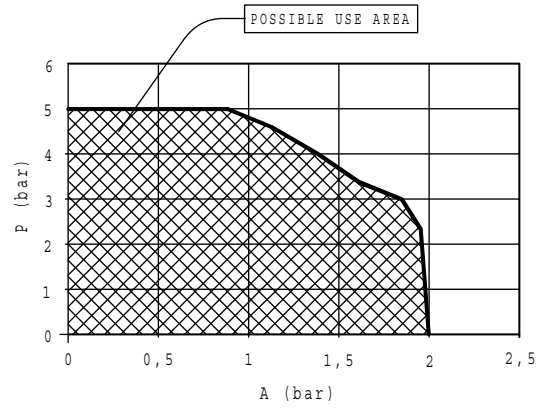
- Sealings : EPDM = Ethylene-propylene elastomer VMQ = Silicone elastomer FPM = Fluoro-carbon elastomer FFPM: Perfluorate elastomer
 - Available with Z031 coil on request (Electric connections: DIN 46340 – micro plug connector; Protection degree: IP65)
 1 - Suitable for vacuum at port "P" (≤760mmHg) or at port "A" (≤700mmHg)
 2 - Suitable for vacuum at port "P" (≤760mmHg) or at port "A" (≤150mmHg)
 ▲ : see the drawing overleaf.

D103

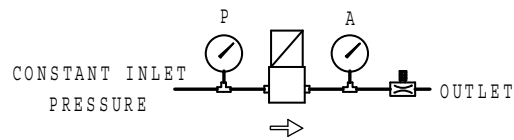
D103D05 – S05 – V05



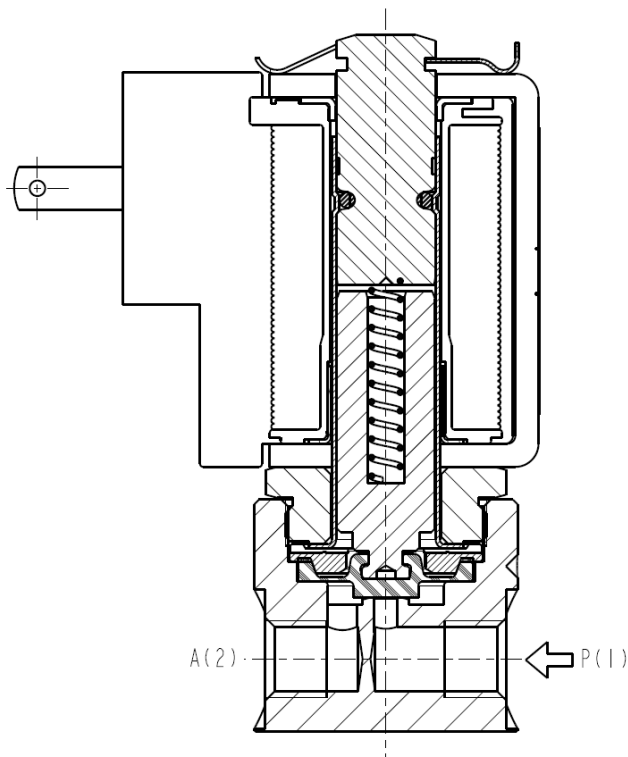
D103V06 – Z06



FUNCTIONAL SCHEME



► SECTIONAL VIEW



► MOUNTING

- Solenoid valve can be mounted in any position.

THE VALIDITY OF REPORTED DATA IS REFERRED TO THE DATE OF ISSUE. POSSIBLE UPDATES ARE AVAILABLE ON REQUEST.