

ZLS planar beam load cell



product description

The ZLS is an all stainless steel planar beam offering high accuracy in a low overall height. Environmentally protected using potting material. Available in a range of capacities from 20kg thru to 200kg it is ideally suited to a range of general measurement tasks where overall height is a restraining factor.

applications

Low profile scales, Process weighing systems

key features

Capacities from 20 kg to 200 kg

Stainless steel construction

Environmentally sealed by potting to IP67

Very low profile

High input resistance

accessories

Load mounts

Compatible range of electronics



RoHS
compliant



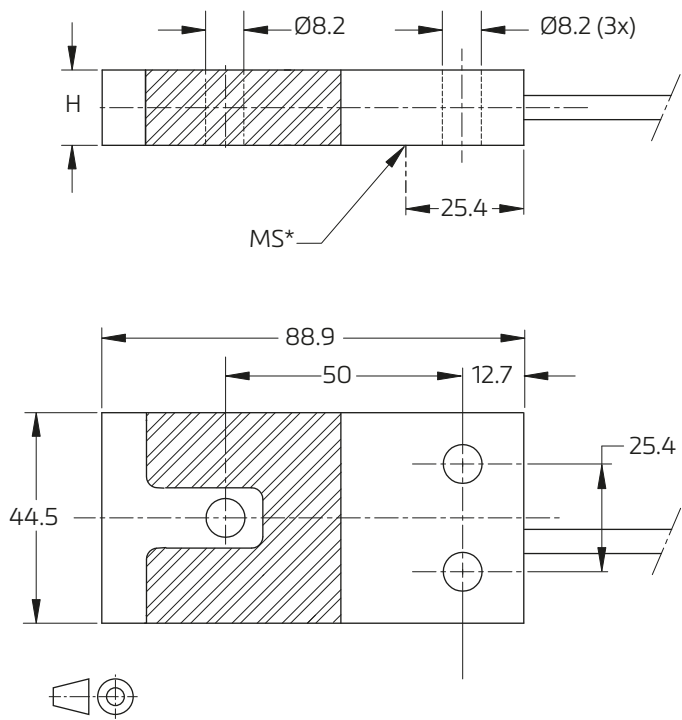
specifications

Maximum capacity (E_{max})	kg	20 / 50 / 100 / 200	
Accuracy class		(GP)	G3*
Maximum number of verification intervals (n_{max})		n.a.	3000
Minimum load cell verification interval (v_{min})		n.a.	$E_{max} / 5000$
Temperature effect on minimum dead load output (TC_0)	%*RO/10°C	± 0.0400	± 0.0140
Temperature effect on sensitivity (TC_{RO})	%*RO/10°C	± 0.0200	± 0.0100
Combined error	%*RO	± 0.0500	± 0.0200
Non-linearity	%*RO	± 0.0400	± 0.0166
Hysteresis	%*RO	± 0.0400	± 0.0166
Creep error (30 minutes) / DR	%*RO	± 0.0600	± 0.0166
Rated Output (RO)	mV/V	2 ± 0.1%	
Zero balance	%*RO	≤ ± 5	
Excitation voltage	V	5...15	
Input resistance (R_{LC})	Ω	1106 ± 50	
Output resistance (R_{out})	Ω	1000 ± 2	
Insulation resistance (100 V DC)	MΩ	≥ 5000	
Safe load limit (E_{lim})	%* E_{max}	200	
Ultimate load	%* E_{max}	300	
Safe side load	%* E_{max}	100	
Compensated temperature range	°C	-10...+40	
Operating temperature range	°C	-20...+65	
Load cell material		stainless steel	
Sealing		potting	
Protection according EN 60 529		IP67	
Packet weight	kg	0.8 (approx)	

* Fulfills the corresponding accuracy class C3 according OIML R60, but no OIML test certificate is available. The limits for Non-Linearity, Hysteresis, and TC_{RO} are typical values.



product dimensions (mm)



Type	H	Mounting bolts	Torque *
20...100 kg	9.5	M8 8.8	25 Nm
200 kg	12.7	M8 8.8	25 Nm

* Torque values assume oiled threads
 *MP – Edge of mounting surface

wiring

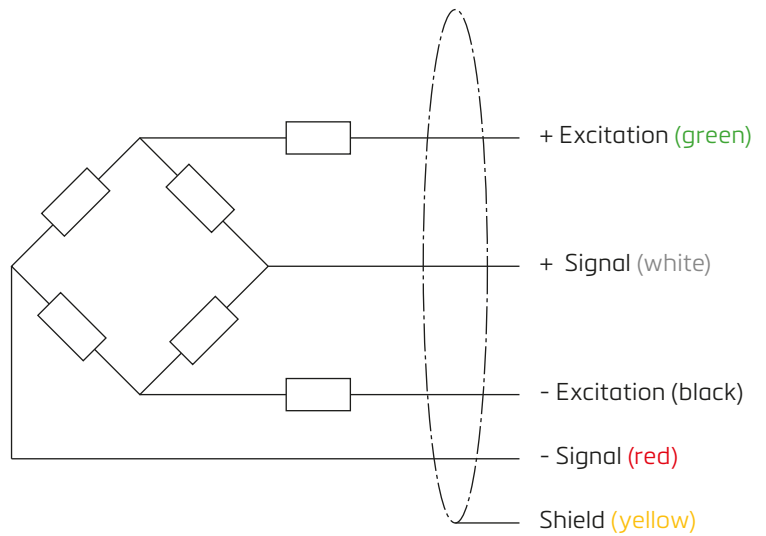
The load cell is provided with a shielded, 4 conductor cable (AWG 24).

Cable jacket: polyurethane

Cable length: 3 m

Cable diameter: 5 mm

The shield is floating
 (Shield can be connected to the load cell body on request)



Specifications and dimensions are subject to change without notice.