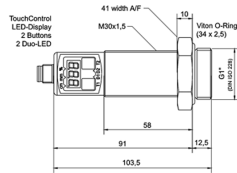
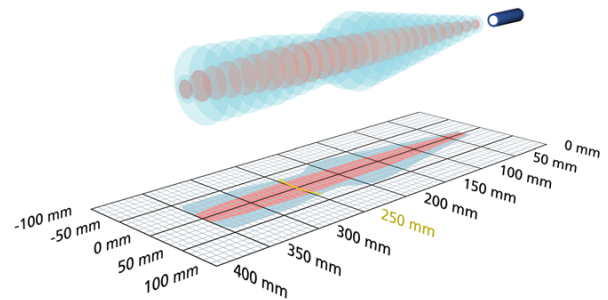


hps+25/DIU/TC/E/G1

scale drawing



detection zone



1 x pnp + 1 x analogue 4-20 mA / 0-10 V

990 mm

operating range	30 - 990 mm
design	Prozessanschluss G1
operating mode	proximity switch/reflective mode reflective barrier window mode analogue distance measurement
particularities	pressure-resistant high chemical resistance stainless steel version display process connection G1

ultrasonic -specific

means of measurement	echo propagation time measurement
transducer frequency	320 kHz
blind zone	30 mm
operating range	250 mm
maximum range	990 mm
resolution/sampling rate	0.025 mm to 0.30 mm, depending on the analogue window
reproducibility	± 0.15 %
accuracy	± 1 % (temperature drift internally compensated)

electrical data

operating voltage U_B	9 - 30 V d.c., reverse polarity protection
voltage ripple	± 10 %
Leerlaufstromaufnahme	≤ 80 mA
type of connection	5-pin M12 initiator plug

hps+25/DIU/TC/E/G1

outputs

output 1	analogue output current: 4-20 mA / voltage: 0-10 V, short-circuit-proof switchable rising/falling
output 2	switching output pnp: $I_{\max} = 200 \text{ mA}$ ($U_B - 2V$) NOC/NCC adjustable, short-circuit-proof
switching hysteresis	3 mm
switching frequency	11 Hz
response time	68 ms
delay prior to availability	< 300 ms

inputs

input 1	com input synchronisation input
---------	------------------------------------

housing

material	stainless steel, plastic parts: PBT, TPU
ultrasonic transducer	coated with PTFE film, FFKM O-ring
class of protection to EN 60529	IP 67
operating temperature	-25°C to +70°C
storage temperature	-40°C to +85°C
weight	210 g

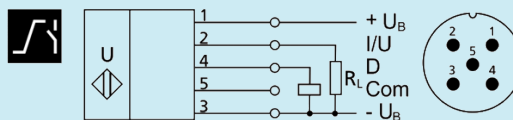
technical features/characteristics

temperature compensation	yes
controls	2 push-buttons + LED display (TouchControl)
scope for settings	Teach-in and numeric configuration via TouchControl LCA-2 with LinkControl
Synchronisation	yes
multiplex	yes
indicators	3-digit LED display, 2 x three-colour LED
particularities	pressure-resistant high chemical resistance stainless steel version display process connection G1

hps+25/DIU/TC/E/G1

[documentation \(download\)](#)

pin assignment



order no.

hps+25/DIU/TC/E/G1