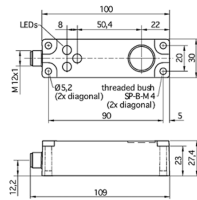
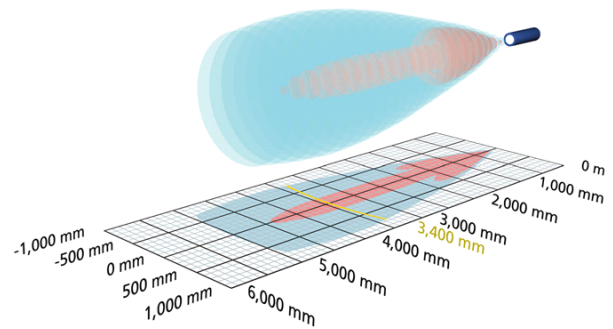


Ics-130/DDD/QP

scale drawing



detection zone



3 x pnp

2,000 mm

operating range	200 - 2.000 mm
design	cuboidal
operating mode	proximity switch/reflective mode window mode
particularities	3 switched outputs flat housing lateral sound exit

ultrasonic -specific

means of measurement	echo propagation time measurement
transducer frequency	200 kHz
blind zone	200 mm
operating range	1,300 mm
maximum range	2,000 mm
resolution/sampling rate	0.18 mm
reproducibility	± 0.15 %
accuracy	± 1 % (temperature drift internally compensated)

electrical data

operating voltage U_B	9 - 30 V d.c., reverse polarity protection
voltage ripple	± 10 %
Leerlaufstromaufnahme	≤ 70 mA
type of connection	5-pin M12 initiator plug

Ics-130/DDD/QP

outputs

output 1	switching output pnp: $I_{\max} = 200 \text{ mA}$ ($U_B = 2V$) NOC/NCC adjustable, short-circuit-proof
output 2	switching output pnp: $I_{\max} = 200 \text{ mA}$ ($U_B = 2V$) NOC/NCC adjustable, short-circuit-proof
output 3	switching output pnp: $I_{\max} = 200 \text{ mA}$ ($U_B = 2V$) NOC/NCC adjustable, short-circuit-proof
switching hysteresis	20 mm
switching frequency	6 Hz
response time	110 ms
delay prior to availability	< 300 ms

inputs

input 1	com input
---------	-----------

housing

material	PBT
ultrasonic transducer	polyurethane foam, epoxy resin with glass contents
class of protection to EN 60529	IP 65
operating temperature	-25°C to +70°C
storage temperature	-40°C to +85°C
weight	200 g

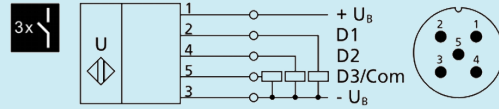
technical features/characteristics

temperature compensation	yes
controls	com input
scope for settings	LCA-2 with LinkControl
Synchronisation	yes
multiplex	no
indicators	3 x three-colour LED
particularities	3 switched outputs flat housing lateral sound exit

Ics-130/DDD/QP

[documentation \(download\)](#)

pin assignment



order no.

Ics-130/DDD/QP