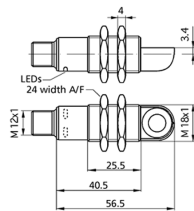
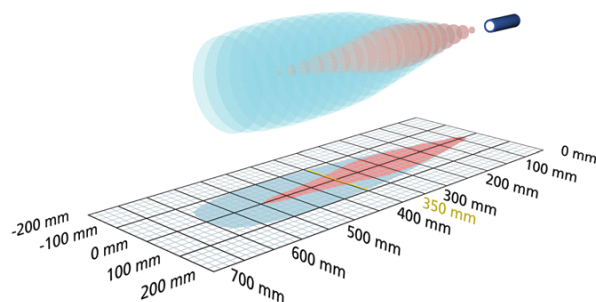


pico+35/WK/I

scale drawing



detection zone



1 x analogue 4-20 mA



600 mm

operating range	65 - 600 mm
design	cylindrical M18 with radially-arranged ultrasonic transducer (90° angular head)
operating mode	analogue distance measurements
particularities	90° angular head

ultrasonic -specific

means of measurement	echo propagation time measurement
transducer frequency	400 kHz
blind zone	65 mm
operating range	350 mm
maximum range	600 mm
resolution/sampling rate	0.069 mm to 0.17 mm, depending on the analogue window
reproducibility	± 0.15 %
accuracy	± 1 % (temperature drift internally compensated)

electrical data

operating voltage U_b	10 - 30 V d.c., reverse polarity protection
voltage ripple	± 10 %
Leerlaufstromaufnahme	≤ 40 mA
type of connection	5-pin M12 initiator plug

pico+35/WK/I

outputs

output 1	analogue output current: 4-20 mA switchable rising/falling
response time	70 ms
delay prior to availability	< 300 ms

inputs

input 1	com input synchronisation input teach-in input
---------	--

housing

material	brass sleeve, nickel-plated, plastic parts, PBT
ultrasonic transducer	polyurethane foam, epoxy resin with glass contents
max. tightening torque of nuts	15 Nm
class of protection to EN 60529	IP 67
operating temperature	-25°C to +70°C
storage temperature	-40°C to +85°C
weight	35 g

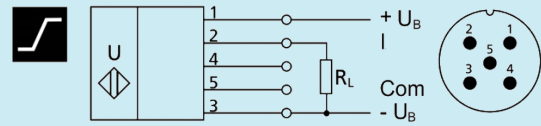
technical features/characteristics

temperature compensation	yes
controls	com input
scope for settings	Teach-in via com input on pin 5 LCA-2 with LinkControl
Synchronisation	yes
multiplex	yes
indicators	1 x LED green: working, 1 x LED yellow: object in the window
particularities	90° angular head

pico+35/WK/I

[documentation \(download\)](#)

pin assignment



order no.

pico+35/WK/I