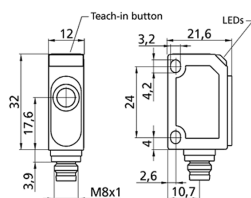
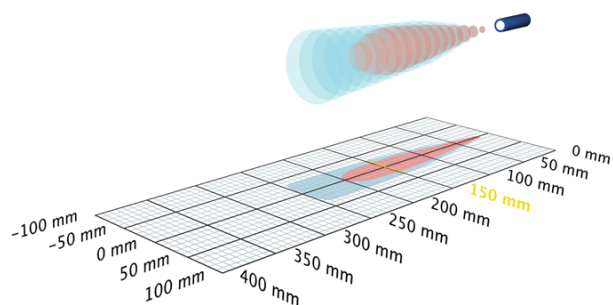


ZWS-15/CI/QS

scale drawing



detection zone



1 x analogue 4-20 mA



250 mm

operating range	20 - 250 mm
design	cuboidal
operating mode	analogue distance measurements
particularities	small cuboidal design narrow sound field

ultrasonic -specific

means of measurement	echo propagation time measurement
transducer frequency	380 kHz
blind zone	20 mm
operating range	150 mm
maximum range	250 mm
resolution/sampling rate	0.056 mm
reproducibility	± 0.15 %
accuracy	± 1 % (temperature drift internally compensated)

electrical data

operating voltage U_B	20 - 30 V d.c., reverse polarity protection
voltage ripple	± 10 %
Leerlaufstromaufnahme	≤ 25 mA
type of connection	4-pin M8 initiator plug

ZWS-15/CI/QS

outputs

output 1	analogue output current: 4-20 mA switchable rising/falling
response time	50 ms
delay prior to availability	< 300 ms

inputs

description	external synchronisation from rectangular signal with a defined pulse width
input 1	synchronisation input

housing

material	ABS
ultrasonic transducer	polyurethane foam, epoxy resin with glass contents
class of protection to EN 60529	IP 67
operating temperature	-25°C to +70°C
storage temperature	-40°C to +85°C
weight	10 g
further versions	high chemical resistance
further versions	zws-15/SI/CI/QS crz-15/CI/QS

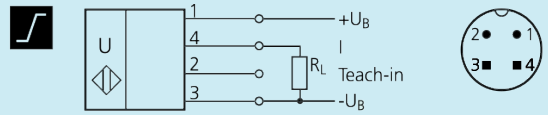
technical features/characteristics

temperature compensation	yes
controls	1 push-button
scope for settings	Teach-in via push-button
Synchronisation	yes
multiplex	no
indicators	1 x LED green: working, 1 x LED yellow: object in the window
particularities	small cuboidal design narrow sound field

zws-15/CI/QS

[documentation \(download\)](#)

pin assignment



order no.

zws-15/CI/QS