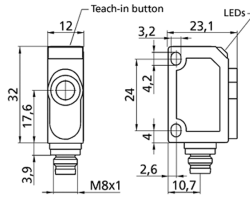
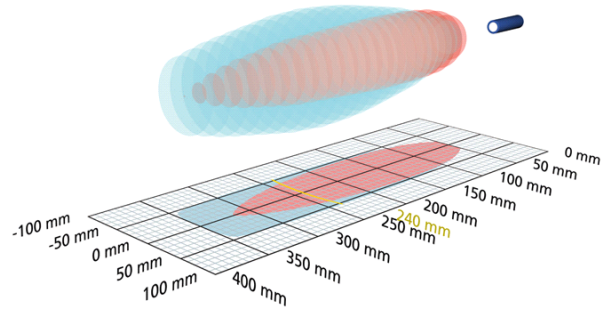


# zws-24/CI/QS

## scale drawing



## detection zone



1 x analogue 4-20 mA

operating range	50 - 350 mm
design	cuboidal
operating mode	analogue distance measurements
particularities	small cuboidal design narrow sound field

## ultrasonic -specific

means of measurement	echo propagation time measurement
transducer frequency	500 kHz
blind zone	50 mm
operating range	240 mm
maximum range	350 mm
resolution/sampling rate	0.037 mm to 0.072 mm, depending on the analogue window
reproducibility	$\pm 0.15 \%$
accuracy	$\pm 1 \%$ (temperature drift internally compensated)

## electrical data

operating voltage $U_B$	20 - 30 V d.c., reverse polarity protection
voltage ripple	$\pm 10 \%$
Leerlaufstromaufnahme	$\leq 30$ mA
type of connection	4-pin M8 initiator plug

# zws-24/CI/QS

## outputs

output 1	analogue output current: 4-20 mA switchable rising/falling
response time	50 ms
delay prior to availability	< 300 ms

## inputs

description	external synchronisation from rectangular signal with a defined pulse width
input 1	synchronisation input

## housing

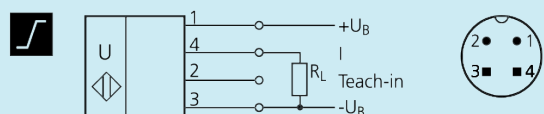
material	ABS
ultrasonic transducer	polyurethane foam, epoxy resin with glass contents
class of protection to EN 60529	IP 67
operating temperature	-25°C to +70°C
storage temperature	-40°C to +85°C
weight	10 g

## technical features/characteristics

temperature compensation	yes
controls	1 push-button
scope for settings	Teach-in via push-button
Synchronisation	yes
multiplex	no
indicators	1 x LED green: working, 1 x LED yellow: object in the window
particularities	small cuboidal design narrow sound field

## documentation (download)

### pin assignment



order no.

**zws-24/CI/QS**