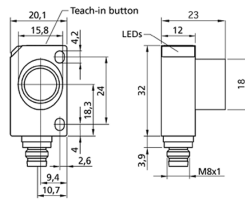
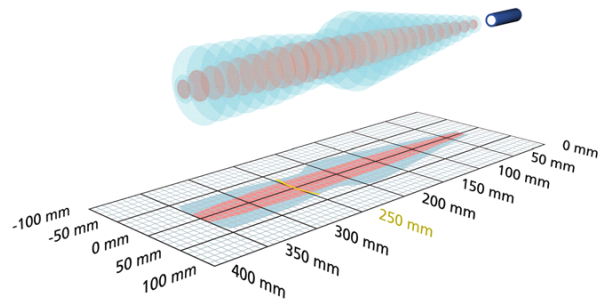


# ZWS-25/CD/QS

## scale drawing



## detection zone



1 x pnp



350 mm

operating range	30 - 350 mm
design	cuboidal
operating mode	proximity switch/reflective mode reflective barrier window mode
particularities	small cuboidal design narrow sound field

## ultrasonic -specific

means of measurement	echo propagation time measurement
transducer frequency	320 kHz
blind zone	30 mm
operating range	250 mm
maximum range	350 mm
resolution/sampling rate	0.20 mm
reproducibility	± 0.15 %
accuracy	temperature drift 0.17 %/K

## electrical data

operating voltage $U_B$	20 - 30 V d.c., reverse polarity protection
voltage ripple	± 10 %
Leerlaufstromaufnahme	≤ 35 mA
type of connection	4-pin M8 initiator plug

# ZWS-25/CD/QS

## outputs

output 1	switching output pnp: $I_{\max} = 200 \text{ mA}$ ( $U_B = 2V$ ) NOC/NCC adjustable, short-circuit-proof
switching hysteresis	2.0 mm
switching frequency	25 Hz
response time	24 ms
delay prior to availability	< 300 ms

## inputs

description	external synchronisation from rectangular signal with a defined pulse width
input 1	synchronisation input

## housing

material	ABS
ultrasonic transducer	polyurethane foam, epoxy resin with glass contents
class of protection to EN 60529	IP 67
operating temperature	-25°C to +70°C
storage temperature	-40°C to +85°C
weight	11 g

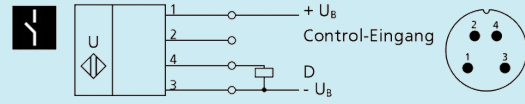
## technical features/characteristics

temperature compensation	no
controls	1 push-button
scope for settings	Teach-in via push-button
Synchronisation	yes
multiplex	no
indicators	1 x LED green: working, 1 x LED yellow: switch status
particularities	small cuboidal design narrow sound field

# zws-25/CD/QS

[documentation \(download\)](#)

## pin assignment



order no.

**zws-25/CD/QS**