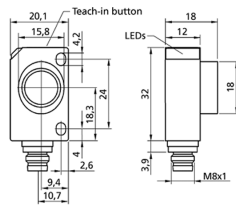
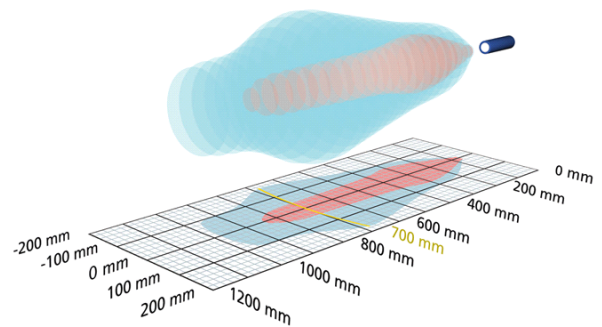


# ZWS-70/CU/QS

## scale drawing



## detection zone



1 x analogue 0-10 V

1,000 mm

operating range	120 - 1,000 mm
design	cuboidal
operating mode	analogue distance measurements
particularities	small cuboidal type

## ultrasonic -specific

means of measurement	echo propagation time measurement
transducer frequency	300 kHz
blind zone	120 mm
operating range	700 mm
maximum range	1,000 mm
resolution/sampling rate	0.037 mm to 0.215 mm, depending on the analogue window
reproducibility	± 0.15 %
accuracy	± 1 % (temperature drift internally compensated)

## electrical data

operating voltage $U_B$	20 - 30 V d.c., reverse polarity protection
voltage ripple	± 10 %
Leerlaufstromaufnahme	≤ 30 mA
type of connection	4-pin M8 initiator plug

# zws-70/CU/QS

## outputs

output 1	analogue output voltage: 0-10 V, short-circuit-proof switchable rising/falling
response time	70 ms
delay prior to availability	< 300 ms

## inputs

description	external synchronisation from rectangular signal with a defined pulse width
input 1	synchronisation input

## housing

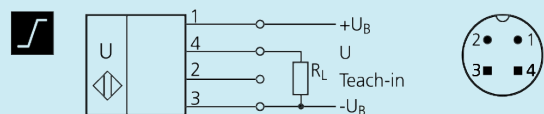
material	ABS
ultrasonic transducer	polyurethane foam, epoxy resin with glass contents
class of protection to EN 60529	IP 67
operating temperature	-25°C to +70°C
storage temperature	-40°C to +85°C
weight	11 g

## technical features/characteristics

temperature compensation	yes
controls	1 push-button
scope for settings	Teach-in via push-button
Synchronisation	yes
multiplex	no
indicators	1 x LED green: working, 1 x LED yellow: object in the window
particularities	small cuboidal type

## documentation (download)

### pin assignment



order no.

**zws-70/CU/QS**